

WARNING: HIGH VOLTAGE CAUTION DO NOT OPERATE WITHOUT WATER ON POWER ON WITHOUT WATER FLOW MAY CAUSE DAMAGE TO CONTROL. TURN POWER OFF WHEN CONTROL IS NOT IN USE.

CAUTION Control Shipped Wired for 460 VAC Unless otherwise specified - See Note 2.

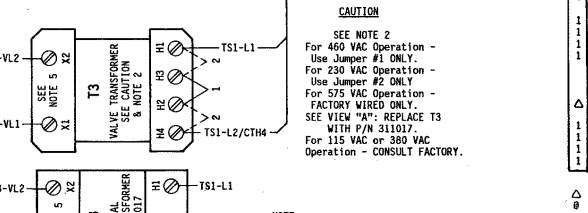
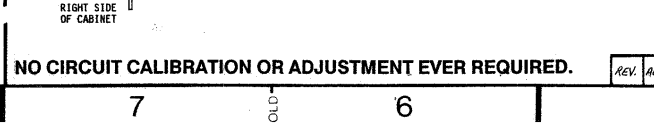
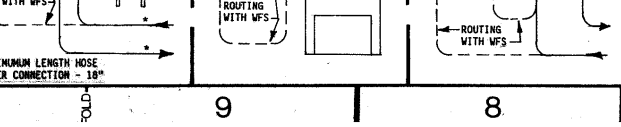
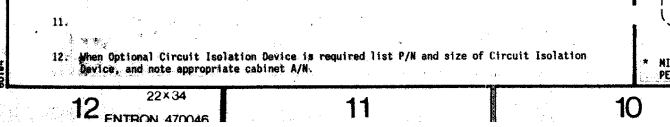
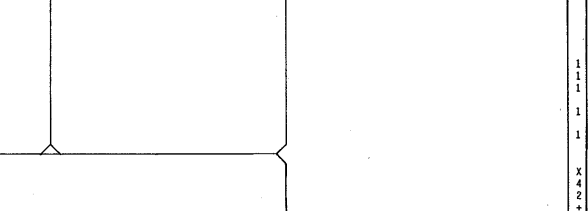
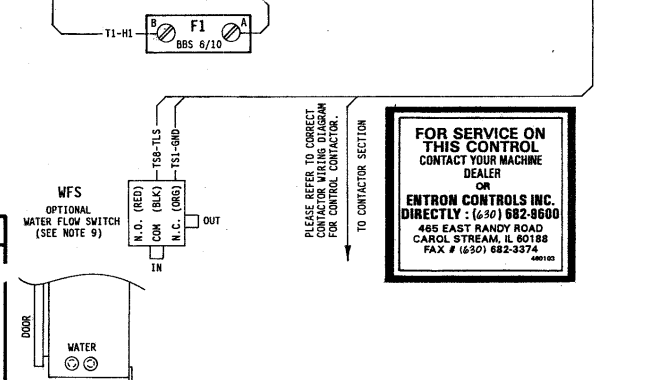
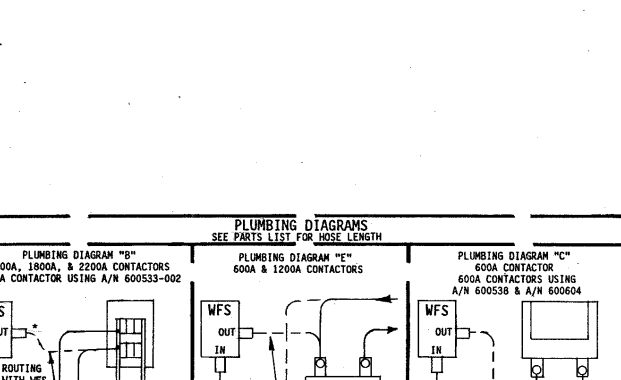
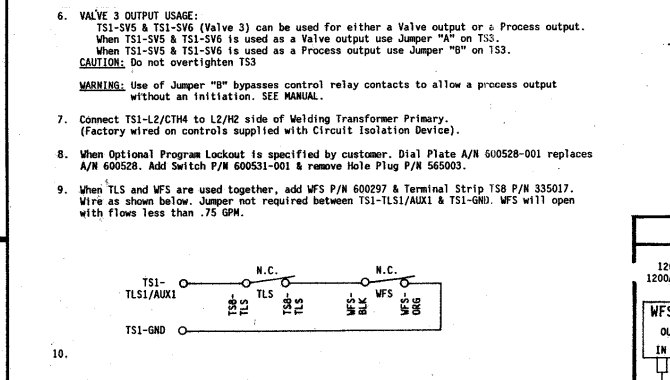
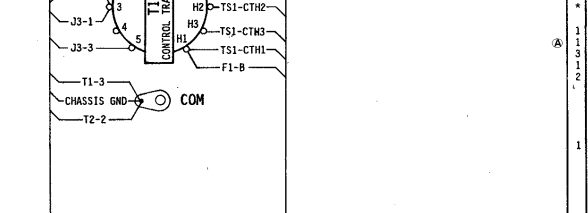
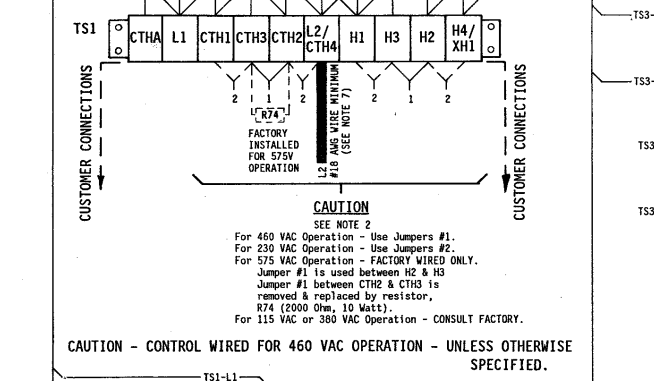
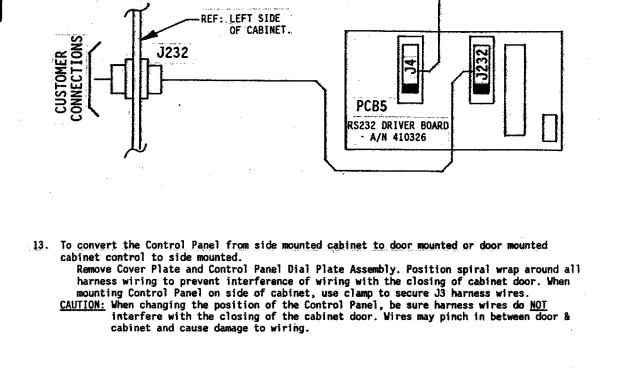
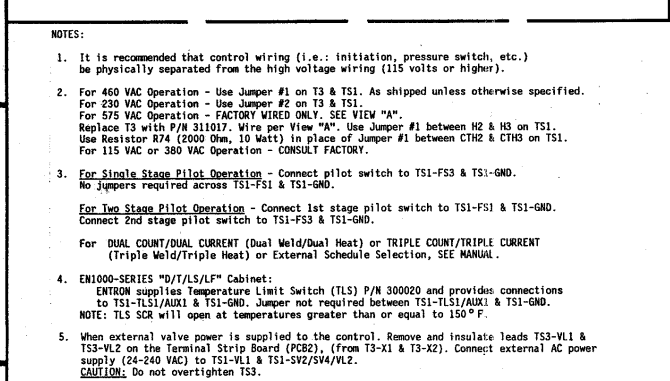
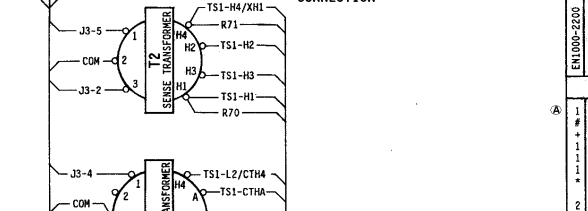
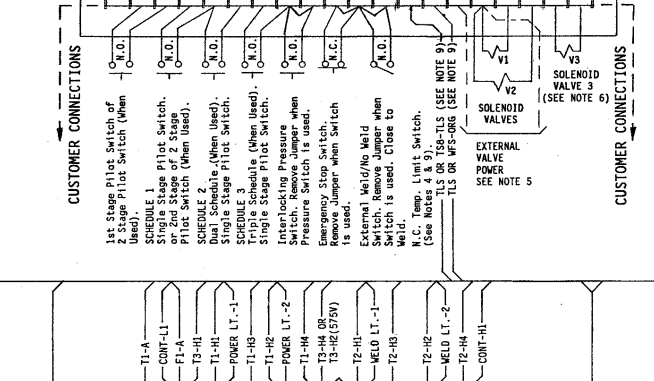
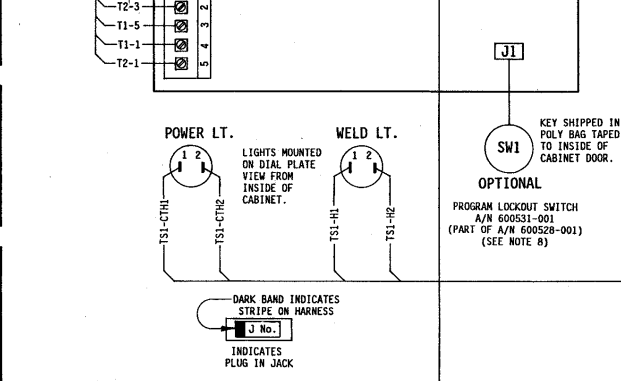
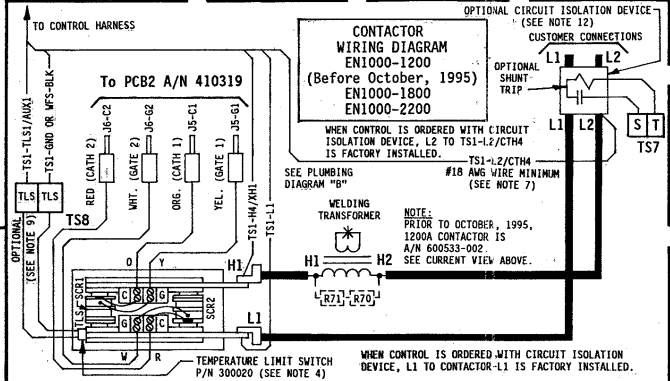
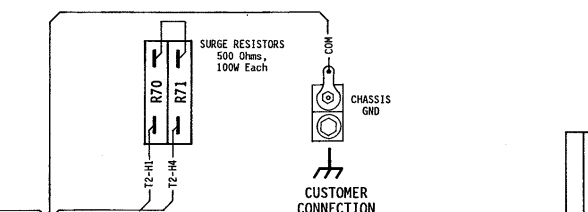
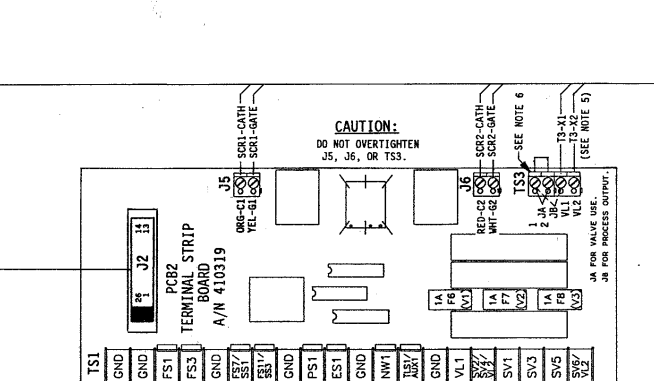
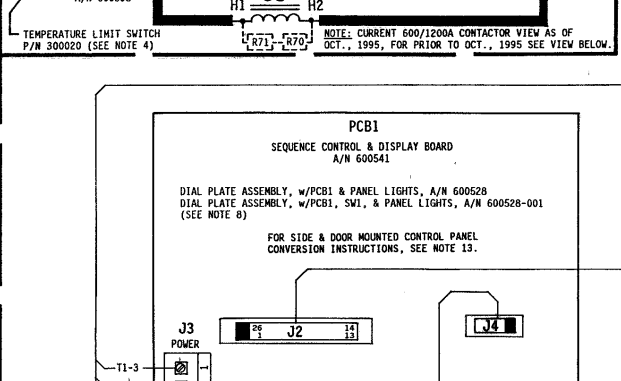
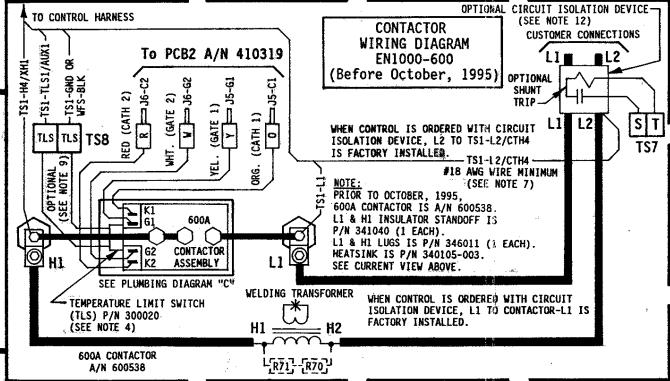


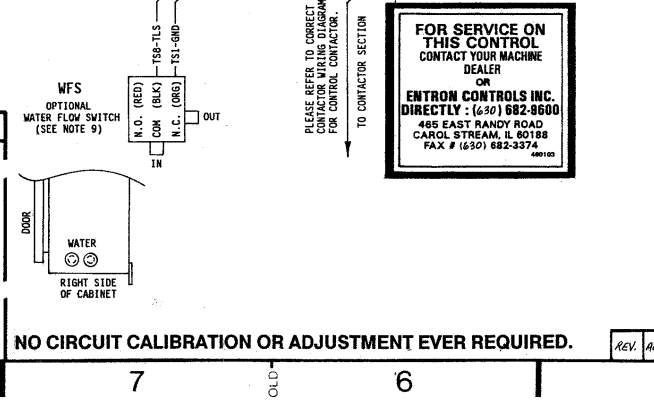

Table with columns: QTY., DESIG., PART NO., DESCRIPTION. Includes parts like 600528, 600541, 600531-001, 322417, 322369-004, 305001, 305002, 323236, 323235.

Table with columns: QTY., DESIG., PART NO., DESCRIPTION. Includes parts like 335067, 335044, 335017, 310001, 310002, 311002, 311017, 225016, 600048, 308010, 307024, 307022, 325024, 325149, 600520, 600610, 600598, 600533-005, 600533-003, 341040, 325174, 346004, 346011, 346002, 346004, 410319, 510236, 525035, 525036, 525136, 530021, 300020, 900045, 566010, 600179, 600297, 410326, 550014, 510247-012, 510248, 510247-005, 510257, 510258, 700140, 700105, 421183, 421210-020.

- NOTES: 1. It is recommended that control wiring... 2. For 460 VAC Operation - Use Jumper #1... 3. For Single Stage Pilot Operation... 4. For Two Stage Pilot Operation... 5. When external valve power is supplied... 6. VALVE 3 OUTPUT USAGE... 7. Connect TS1-L2/CTH4 to L2/H2 side of Welding Transformer... 8. When Optional Program Lockout is specified... 9. When TLS and WFS are used together...

- 13. To convert the Control Panel from side mounted cabinet to door mounted cabinet control to side mounted. Remove Cover Plate and Control Panel Dial Plate Assembly. Position spiral wrap around all harness wiring to prevent interference of wiring with the closing of cabinet door.

CAUTION - CONTROL WIRED FOR 460 VAC OPERATION - UNLESS OTHERWISE SPECIFIED.



CAUTION: DO NOT OVERTIGHTEN JS, J6, OR TS3.

CAUTION: CONTROL WIRED FOR 460 VAC OPERATION - UNLESS OTHERWISE SPECIFIED.



CAUTION: CONTROL WIRED FOR 460 VAC OPERATION - UNLESS OTHERWISE SPECIFIED.

FOR SERVICE ON THIS CONTROL CONTACT YOUR MACHINE DEALER OR ENTRON CONTROLS INC. DIRECTLY: (630) 682-8600

Table with columns: REV, AUTH, DESCRIPTION, DATE. Includes revision history for 421210-020 A.

MANUFACTURING INSTRUCTIONS: See Drawings #51312, #51514, #600522, & #600591 for Mechanical Assembly Instructions of EN1000 "LS/LF" Cabinet.

Table with columns: SCALE, DATE, DRAWN BY, CHK'D BY, APPROVED BY. Includes drawing information for 421210-020 A.